

VILLAGE OF HOMER WATER DEPARTMENT

PUMPING OPERATIONS REPORT

FOR THE MONTH OF

JANUARY 2017

Total Gallons Treated this period	1,995,500
Backwash Gallons	76,100
Known Estimated Unmetered Gallons	-
Reported Sales this period	1,787,600
NON-REVENUE GALLONS	131,800
PERCENTAGE OF TREATED WATER THAT IS NON-REVENUE	6.6%
Average NON-REVENUE Gallons Per Day	4,252
Average Gallons Per Day Treated	60,206
Average gallons per account per day billed	112.0
Average gallons per capita per day billed	48.1
Average Gallons To Distribution Per Hour	2,384

This Report Submitted By
Edward Shirley

For Fiscal Ending January 2017
VILLAGE OF HOMER-GENERAL
Income Statement

	Year to Date Actual	Year to Date Budget	Variance
Revenues			
30101	\$ 26,418.96	27,100.00	681.04
30201	44,838.98	46,000.00	1,161.02
30301	3,900.87	4,000.00	99.13
30401	18,518.61	19,000.00	481.39
30501	19,983.21	19,500.00	(483.21)
30601	4,900.78	5,000.00	99.22
30701	6,815.98	7,000.00	184.02
30801	15,448.61	15,850.00	401.39
30901	161,556.26	166,594.00	5,037.74
31001	8,756.16	17,000.00	8,243.84
31101	22,293.50	30,000.00	7,706.50
31201	7,464.51	15,000.00	7,535.49
31301	9,908.49	20,000.00	10,091.51
33101	640.40	500.00	(140.40)
33201	1,600.00	1,600.00	0.00
33301	600.00	165.00	(435.00)
34101	85,121.24	118,000.00	32,878.76
34201	2,576.73	3,000.00	423.27
34401	54,445.00	80,000.00	25,555.00
34501	2,785.41	5,000.00	2,214.59
37101	0.00	100.00	100.00
38001	0.00	2,101.00	2,101.00
38101	379.37	75.00	(304.37)
38201	2,254.00	2,500.00	246.00
38401	12,849.30	14,000.00	1,150.70
38501	0.00	2,325.74	2,325.74
38601	0.00	1,200.00	1,200.00
38701	0.00	5,000.00	5,000.00
38801	0.00	2,000.00	2,000.00
38901	200.00	300.00	100.00
	<hr/>	<hr/>	<hr/>
Total Revenues	514,256.37	629,910.74	115,654.37
	<hr/>	<hr/>	<hr/>
Gross Profit	514,256.37	629,910.74	115,654.37
	<hr/>	<hr/>	<hr/>
Expenses			
42101	14,126.72	20,000.00	5,873.28
42201	4,611.28	6,600.00	1,988.72
42401	56,098.95	90,000.00	33,901.05
42501	2,099.04	6,000.00	3,900.96
43101	1,900.00	16,000.00	14,100.00
45101	15,608.85	25,000.00	9,391.15
46101	6,022.21	10,000.00	3,977.79
46201	339.62	800.00	460.38
46301	(300.00)	1,000.00	1,300.00
47101	134.96	200.00	65.04
50101	622.07	1,500.00	877.93
50901	7,284.25	40,000.00	32,715.75
51001	930.00	2,000.00	1,070.00
51101	1,636.03	1,000.00	(636.03)
51201	3,847.39	1,500.00	(2,347.39)
51301	1,887.08	2,500.00	612.92
51401	676.63	2,000.00	1,323.37
51501	2,615.40	10,000.00	7,384.60
51601	125.00	5,000.00	4,875.00

For Management Purposes Only

For Fiscal Ending January 2017
VILLAGE OF HOMER-GENERAL
Income Statement

	Year to Date Actual	Year to Date Budget	Variance	
51701	TREE REMOVAL	6,242.86	11,000.00	4,757.14
51801	LANDSCAPING	424.73	1,750.00	1,325.27
51901	STORM SEWER/DRAINAGE	(505.26)	3,500.00	4,005.26
52101	COMMUNITY IMPROVEMENTS	1,994.03	1,500.00	(494.03)
52201	JANITORIAL SUPPLIES	498.47	750.00	251.53
52301	MAINT TOOLS/EQUIPMENT	2,817.09	3,000.00	182.91
52401	ABANDONED PROPERTY	0.00	12,000.00	12,000.00
53101	AUDIT SERVICE	3,100.00	3,000.00	(100.00)
53301	ATTORNEY'S FEES	7,219.50	9,000.00	1,780.50
55101	POSTAGE	1,009.85	1,500.00	490.15
55201	TELEPHONE	1,810.25	2,500.00	689.75
55301	PUBLISHING	368.56	500.00	131.44
56101	TRAVEL	0.00	100.00	100.00
56301	TRAINING/EDUCATION	20.00	1,000.00	980.00
57001	STREET LIGHTS	5,576.89	10,000.00	4,423.11
57101	UTILITIES	6,161.75	10,000.00	3,838.25
57201	COMMUNITY CENTER UTILITIES	9,591.95	13,000.00	3,408.05
57301	SIREN UTILITIES	1,051.75	1,200.00	148.25
57401	RECYCLING PROGRAM	4,387.50	6,000.00	1,612.50
57501	INTERNET	1,000.56	900.00	(100.56)
58101	ESDA REPAIRS	300.00	750.00	450.00
58201	ESDA TELEPHONE	1,495.43	1,800.00	304.57
58301	ESDA INTERNET	1,003.80	1,200.00	196.20
58501	ESDA NEW EQUIPMENT	130.00	6,000.00	5,870.00
58601	ESDA NEW RADIOS	22,240.25	22,500.00	259.75
58701	ESDA RADIOS	53.12	650.00	596.88
58801	ESDA SIREN MAINTENANCE	0.00	2,000.00	2,000.00
59101	INSURANCE-LIABILITY	17,093.00	15,000.00	(2,093.00)
59201	INSURANCE-WORK COMP	9,141.00	9,500.00	359.00
59301	BONDING	0.00	50.00	50.00
65101	OFFICE SUPPLIES	1,797.00	2,500.00	703.00
65301	OFFICE EQUIPMENT	1,271.00	3,000.00	1,729.00
65401	SUPPLIES EXPENDIBLE	89.04	250.00	160.96
65501	FUEL	2,231.46	4,500.00	2,268.54
71001	USDA LOAN	29,975.14	60,000.00	30,024.86
72001	INTEREST EXPENSE	9,089.74	12,000.00	2,910.26
91101	PUBLIC RELATIONS	5,754.75	11,000.00	5,245.25
93201	HEAVY EQUIPMENT RENTAL	0.00	3,000.00	3,000.00
94201	EQUIPMENT	756.94	1,000.00	243.06
95201	PROJECTS FUND	0.00	13,500.00	13,500.00
95301	POLICE CAR FUND	0.00	7,000.00	7,000.00
99801	RESERVE ACCOUNT	0.00	5,228.00	5,228.00
99901	TRANSFERS TO OTHER FUNDS	251,491.76	283,000.00	31,508.24
	Total Expenses	<u>526,949.39</u>	<u>798,728.00</u>	<u>271,778.61</u>
	Net Income	<u>\$ (12,693.02)</u>	<u>(168,817.26)</u>	<u>(156,124.24)</u>

For Management Purposes Only

VILLAGE OF HOMER-WATER
For The Period Ending January 2017
Income Statement

	Year to Date Actual	Year to Date Budget	Variance
Revenues			
36101	\$ 97,658.02	117,000.00	19,341.98
36301	0.00	300.00	300.00
36401	750.00	500.00	(250.00)
36501	1,300.00	500.00	(800.00)
36601	1,425.59	2,500.00	1,074.41
36701	0.00	50.00	50.00
36801	1,200.00	0.00	(1,200.00)
38101	317.89	100.00	(217.89)
38801	100.00	100.00	0.00
38901	0.00	200.00	200.00
	<u>102,751.50</u>	<u>121,250.00</u>	<u>18,498.50</u>
Expenses			
42101	1,973.10	2,800.00	826.90
42201	6,516.94	8,700.00	2,183.06
42301	10,688.67	20,000.00	9,311.33
50101	715.15	1,500.00	784.85
51201	1,013.14	2,000.00	986.86
51301	125.30	500.00	374.70
51401	1,232.65	5,250.00	4,017.35
53101	2,600.00	2,500.00	(100.00)
53201	0.00	5,000.00	5,000.00
53301	0.00	200.00	200.00
55101	815.06	1,200.00	384.94
55201	422.08	700.00	277.92
55301	0.00	150.00	150.00
56101	0.00	100.00	100.00
56301	0.00	300.00	300.00
57101	7,718.62	11,500.00	3,781.38
57501	395.82	500.00	104.18
59101	6,000.00	6,000.00	0.00
61101	13,144.63	15,000.00	1,855.37
61201	7,104.36	15,000.00	7,895.64
61301	1,904.98	3,500.00	1,595.02
61501	776.85	6,300.00	5,523.15
61601	452.86	3,000.00	2,547.14
61701	14,818.63	13,000.00	(1,818.63)
65101	412.78	1,300.00	887.22
65301	0.00	500.00	500.00
65501	2,049.27	3,000.00	950.73
73001	106.47	175.00	68.53
91101	0.00	500.00	500.00
91401	0.00	500.00	500.00
94201	780.00	1,500.00	720.00
95201	0.00	13,500.00	13,500.00
	<u>81,767.36</u>	<u>145,675.00</u>	<u>63,907.64</u>
Net Income	<u>\$ 20,984.14</u>	<u>(24,425.00)</u>	<u>(45,409.14)</u>

For Management Purposes Only

VILLAGE OF HOMER SEWER
For The Period Ending January 2017
Income Statement

		Year to Date Actual	Year to Date Budget	Variance
Revenues				
36202	SEWER SALES	\$ 217,482.69	244,000.00	26,517.31
36402	HOOKUP FEES	300.00	200.00	(100.00)
38102	INTEREST	0.00	100.00	100.00
38802	RETURN CHECK FEE	0.00	100.00	100.00
38902	OTHER INCOME	0.00	100.00	100.00
	Total Revenues	<u>217,782.69</u>	<u>244,500.00</u>	<u>26,717.31</u>
Expenses				
42502	02 SUPERVISOR SALARY	3,150.00	6,000.00	2,850.00
50102	02 EQUIPMENT LEASE	193.03	800.00	606.97
51202	02 EQUIPMENT REPAIR	1,865.73	3,500.00	1,634.27
51402	02 EQUIPMENT SEWER PLANT	0.00	1,000.00	1,000.00
53102	02 AUDITOR	2,600.00	3,000.00	400.00
53202	02 ENGINEERING	0.00	3,000.00	3,000.00
53302	02 LEGAL SERVICE	(1,860.00)	2,500.00	4,360.00
55102	02 POSTAGE	904.95	1,000.00	95.05
55302	02 PUBLICATIONS	0.00	250.00	250.00
56102	02 TRAVEL	0.00	250.00	250.00
56302	02 TRAINING	0.00	300.00	300.00
57102	02 UTILITIES	18,547.61	22,000.00	3,452.39
59102	02 INSURANCE-LIABILITY	2,000.00	2,000.00	0.00
61202	02 SEWER DEPT MAINTENAN	2,915.60	5,000.00	2,084.40
65102	02 OFFICE SUPPLIES	291.39	150.00	(141.39)
65302	02 OFFICE EQUIPMENT	0.00	500.00	500.00
65502	02 FUEL	0.00	500.00	500.00
71002	02 IEPA LOAN-SEWER	216,868.10	217,000.00	131.90
94202	02 EQUIPMENT	8,178.70	2,500.00	(5,678.70)
95202	02 PROJECTS FUND	0.00	11,000.00	11,000.00
	Total Expenses	<u>255,655.11</u>	<u>282,250.00</u>	<u>26,594.89</u>
	Net Income	<u>\$ (37,872.42)</u>	<u>(37,750.00)</u>	<u>122.42</u>

TIF FUND
For The Period Ending January 2017
Income Statement

		Year to Date Actual	Year to Date Budget	Variance
Revenues				
30101	PROPERTY TAX	\$ 161,556.26	166,594.00	5,037.74
38101	INTEREST	231.27	150.00	(81.27)
38501	SALE OF PROPERTY	0.00	3,000.00	3,000.00
	Total Revenues	<u>161,787.53</u>	<u>169,744.00</u>	<u>7,956.47</u>
Expenses				
51101	VILLAGE HALL REPAIRS/MAI	0.00	15,000.00	15,000.00
51701	PARKS	0.00	20,000.00	20,000.00
53101	AUDIT SERVICE	1,000.00	300.00	(700.00)
53201	ENGINEERING	5,794.00	10,000.00	4,206.00
54101	TIF CONSULTANTS	2,901.25	22,000.00	19,098.75
54901	TIF ELIGIBLE EXPENSES	3,496.31	1,000.00	(2,496.31)
71001	WATER TOWER LOAN	15,170.52	28,200.00	13,029.48
72001	INTEREST EXPENSE	4,521.77	12,000.00	7,478.23
73001	SEWER LOAN	0.00	50,000.00	50,000.00
81001	TREE REMOVAL/PLANTING	5,407.14	2,000.00	(3,407.14)
82101	ABANDONED PROPERTY	0.00	20,000.00	20,000.00
82301	VILLAGE HALL	0.00	25,000.00	25,000.00
86101	STREETS AND SIDEWALKS	750.00	15,000.00	14,250.00
89001	DOWNTOWN DEVELOPMENT	3,276.00	12,000.00	8,724.00
89301	HERITAGE RANCH	0.00	5,000.00	5,000.00
90001	FIRE DEPT	0.00	6,000.00	6,000.00
91001	HOMER TOWNSHIP	0.00	6,000.00	6,000.00
91101	HERITAGE JH DEVELOPMENT	0.00	12,000.00	12,000.00
91201	GRANTS	30,500.00	15,000.00	(15,500.00)
99901	TRANSFERS TO POLICE	0.00	11,500.00	11,500.00
	Total Expenses	<u>72,816.99</u>	<u>288,000.00</u>	<u>215,183.01</u>
	Net Income	<u>\$ 88,970.54</u>	<u>(118,256.00)</u>	<u>(207,226.54)</u>

VILLAGE OF HOMER-POLICE
For The Period Ending January 2017
Income Statement

		Year to Date Actual	Year to Date Budget	Variance
Revenues				
30101	REAL ESTATE TAX TRANSFER	\$ 44,838.98	46,000.00	1,161.02
35101	FINES	8,492.98	11,000.00	2,507.02
35201	FINES-DUI	0.00	200.00	200.00
38101	INTEREST	8.92	25.00	16.08
39501	SALE OF EQUIPMENT	22,500.00	17,000.00	(5,500.00)
39701	TRANSFER SAVINGS	0.00	8,000.00	8,000.00
39801	TIF TRANSFER	0.00	14,000.00	14,000.00
39901	GENERAL FUND TRANSFER	20,000.00	63,925.00	43,925.00
	Total Revenues	95,840.88	160,150.00	64,309.12
Expenses				
42101	SALARIES	53,648.77	71,600.00	17,951.23
45101	HEALTH INSURANCE	12,160.50	19,400.00	7,239.50
47101	CLOTHING ALLOWANCE	347.53	1,200.00	852.47
50101	METCAD SERVICES	0.00	8,000.00	8,000.00
51201	RADAR CALIBRATION	0.00	250.00	250.00
51301	VEHICLE MAINTENANCE	2,098.81	3,000.00	901.19
53301	ATTORNEYS FEES	0.00	600.00	600.00
55201	PHONE SERVICE	1,028.24	2,000.00	971.76
56301	TRAINING AND EDUCATION	0.00	2,000.00	2,000.00
57501	INTERNET	744.00	700.00	(44.00)
59101	INSURANCE LIABILITY	6,200.00	6,200.00	0.00
65101	OPERATIONAL MATERIALS	2,453.04	2,000.00	(453.04)
65501	FUEL	2,954.21	5,000.00	2,045.79
68101	VESTS	0.00	2,000.00	2,000.00
83001	POLICE EQUIPMENT	574.86	3,000.00	2,425.14
83101	GRANT POLICE EQUIPMENT	0.00	500.00	500.00
91101	PUBLIC RELATIONS	270.37	700.00	429.63
95201	NEW CAR FUND	(60.00)	32,000.00	32,060.00
	Total Expenses	82,420.33	160,150.00	77,729.67
	Net Income	\$ 13,420.55	0.00	(13,420.55)

VILLAGE OF HOMER-POLICE

General Ledger

For the Period From May 1, 2016 to Apr 30, 2017

Filter Criteria includes: 1) IDs from 65101 to 65101. Report order is by ID. Report is printed with shortened descriptions and in Detail Format.

Account ID Account Description	Date	Reference	Jrnl	Trans Description	Debit Amt	Credit Amt	Balance
65101	5/1/16			Beginning Balance			
OPERATIONAL MATERI	5/11/16	4909	CDJ	Office Depot	17.97		
				Current Period Change	17.97		17.97
	6/1/16			Beginning Balance			17.97
	6/13/16	4917	CDJ	Children's Advocacy Ce	265.00		
	6/13/16	4920	CDJ	Lexis Law Publishing	66.08		
	6/13/16	4923	CDJ	Office Depot	49.99		
				Current Period Change	381.07		381.07
	7/1/16			Beginning Balance			399.04
	7/11/16	4936	CDJ	Illinois Law Enforceme	60.00		
	7/11/16	4940	CDJ	Illinois Cooperative Ass	198.80		
				Current Period Change	258.80		258.80
	8/1/16			Beginning Balance			657.84
	9/1/16			Beginning Balance			657.84
	9/21/16	092116	CRJ	Fines - Lexis		10.00	
				Current Period Change		10.00	-10.00
	10/1/16			Beginning Balance			647.84
	10/10/16	4961	CDJ	Office Depot	59.99		
	10/10/16	4963	CDJ	Presence Health - Narca	124.00		
	10/21/16	4968	CDJ	Heritage School - yearb	133.50		
				Current Period Change	317.49		317.49
	11/1/16			Beginning Balance			965.33
	11/14/16	4975	CDJ	Lexis Law Publishing	36.44		
	11/14/16	4979	CDJ	Public Safety Center, In	21.92		
	11/14/16	4980	CDJ	Ray O'Herron Co., Inc.	500.00		
				Current Period Change	558.36		558.36
	12/1/16			Beginning Balance			1,523.69
	12/12/16	4987	CDJ	Lexis Law Publishing	70.88		
	12/12/16	4990	CDJ	Simplified Computers	14.00		
	12/21/16	122116	CRJ	- Lexis		5.00	
				Current Period Change	84.88	5.00	79.88
	1/1/17			Beginning Balance			1,603.57
	1/4/17	eft	CDJ	General Fund Transfer -	819.34		
	1/9/17	5801	CDJ	Office Depot	30.13		
				Current Period Change	849.47		849.47
	2/1/17			Beginning Balance			2,453.04
	3/1/17			Beginning Balance			2,453.04
	4/1/17			Beginning Balance			2,453.04
	4/30/17			Ending Balance			2,453.04

Homer Police Department

Police Report For Period Beginning Jan 5 And Ending Feb 8 2017

The following is a summary of activity for the period indicated above:

Burglary	Missing Persons
Theft	Run-Aways
Crim/Dam/Property	Agg/Battry/Police
Crim/Dam/Auto	Recovered Property
Narcotics	Drive Offs
Battery	Accident P/D
Agg. Battery	Accident P/I
Domestic Battery	Accident F
Assault	Accident Hit/Run 1
Disorderly Conduct	Criminal Arrests
Harassment	Traffic Arrests 36
Phone Harassment 1	Dog Calls 1
Criminal Trespass	Suspended 1
	No valid license 1
	Revoked
	Insurance Violation 2

Number of Reports for the period 2

Total Calls Handled 15

Remarks

TRAFFIC CITATIONS COUNT

Chief Rouse	35
Officer McCracken	
Officer Eslinger	1

Homer Police Department

Ticket No.	Clock Speed	Posted Speed	Date
8180	51	30	1-7-17
8181	50	30	1-8-17
8182	47	35	1-9-17
8183	48	35	1-11-17
8184	36	20	1-13-17
8185	57	30	1-17-17
8186	46	30	1-20-17
8187	52	30	1-21-17
8190	44	30	1-23-17
8191	47	35	1-23-17
8192	50	30	1-23-17
8193	46	30	1-25-17
8194	47	35	1-25-17
8196	51	35	1-25-17
8201	52	30	1-27-17
8202	46	30	1-28-17
8203	52	30	1-28-17
8204	44	30	1-30-17

Homer Police Department

Ticket No.	Clock Speed	Posted Speed	Date
8207	44	30	2-1-17
8208	43	30	2-2-17
8209	44	30	2-3-17
8210	47	30	2-4-17
8211	47	30	2-4-17
8212	43	30	2-4-17
8213	55	35	2-4-17
8214	49	35	2-8-17
8216	42	30	2-8-17

Date:

JAN 2

Home Time Log

7-9	DAY OFF
9-11	
11-1:30	
1:30-3:30	

Date:

JAN 3

Home Time Log

7-9	DAY OFF
9-11	
11-1:30	
1:30-3:30	

Date:

JAN. 4

Home Time Log

7-9	PICKED UP BRUSH
9-11	✓
11-1:30	
1:30-3:30	✓

Date:

JAN 5

Home Time Log

7-9	Φ CITY BUILDING DOWN TOWN
9-11	SHOVELLED + SALTED SIDE WALKS
11-1:30	
1:30-3:30	



Date:

JAN. 6

Home Time Log

7-9	CLEANED OUT BEN AT SEWER PLANT
9-11	
11-1:30	
1:30-3:30	

Date:

JAN 9

Home Time Log

7-9	CLEANED OFF CATCH BASINS
9-11	
11-1:30	
1:30-3:30	



Date:

JAN. 10

Home Time Log


7-9	PICK UP WASHED ON MP TRUCK, MULE,
9-11	
11-1:30	
1:30-3:30	

Date:

JAN 11

Home Time Log


7-9	PICKED UP BRUSH
9-11	
11-1:30	
1:30-3:30	



Date:

JAN. 12

Home Time Log

7-9	CLEAN SKIP
9-11	TURNED OFF WATER
11-1:30	CHECK FOR LEAK AT WINKES
1:30-3:30	LOADED SALT 

Date:

JAN 13

Home Time Log

7-9	WENT TO BISA
9-11	CLEANED OFF CATCH BASINS
11-1:30	✓
1:30-3:30	✓

Date:

JAN. 14

Home Time Log

7-9	Q CITY B41201NG PUR SALT ON SIDE WALKS UP TOWN
9-11	↓
11-1:30	SCRAPPED RAIL ROAD CROSSING
1:30-3:30	↓

Date:

JAN. 16

Home Time Log

7-9	DAY OFF
9-11	
11-1:30	
1:30-3:30	

Date:

JAN 17

Home Time Log

7-9	CLEANED CURBS ON BRICK ROAD
9-11	
11-1:30	
1:30-3:30	

Date:

JAN. 18

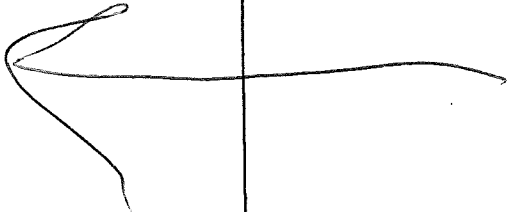
Home Time Log

7-9	CALLED FOR DIG NO.
9-11	FIXED TILE ON FIRST ST.
11-1:30	✓
1:30-3:30	✓

Date:

JAN. 19

Home Time Log

7-9	BURNED BRUSH PILE
9-11	
11-1:30	
1:30-3:30	OLD WATER LOCATIONS

Date:

JAN. 20

Home Time Log

7-9	CLEANED OFF CATCH BASINS
9-11	✓
11-1:30	✓
1:30-3:30	✓

Date:

JAN. 23

Home Time Log

7-9	CLEANED SHOP
9-11	CLEANED OUT WELLSHOUSES
11-1:30	✓
1:30-3:30	PAY ROCK IN DRIVE ON 4TH ST.

Date:

JAN 24

Home Time Log

7-9	PICKED UP BRUSH
9-11	✓
11-1:30	✓
1:30-3:30	✓

Date:

JAN. 25

Home Time Log

7-9	WASHED DUMP TRUCK
9-11	✓
11-1:30	CLEANED OUT CATCH BASINS
1:30-3:30	✓

Date: JAN. 26

Home Time Log

7-9	FIXED WATER METERS
9-11	
11-1:30	
1:30-3:30	



Date:

JAN. 27

Home Time Log

7-9	CLEANED OFF CATCH BASINS
9-11	✓
11-1:30	NO SHOW
1:30-3:30	WENT TO MEET WITH DANIEL AT SCHOOL ✓

Date:

JAN 30

Home Time Log

7-9	PICKED UP BRUSH
9-11	
11-1:30	
1:30-3:30	

Date:

JAN. 31

Home Time Log

7-9	WASHED PICKUP TRUCK
9-11	
11-1:30	REPEAD SOME METERS
1:30-3:30	

Date:

FEB. 1

Home Time Log

7-9	FROM DOWN TOWN & CITY BUILDINGS TOOK DOWN CHRISTMAS DECORATIONS
9-11	}
11-1:30	
1:30-3:30	}

Date:

FEB 22

Home Time Log

7-9	WASHED BUCKET TRUCK
9-11	
11-1:30	
1:30-3:30	WENT TO BIG R

Date:

FEB. 3

Home Time Log

7-9	CLEANED OUT BEN AT SEWER PLANT
9-11	/
11-1:30	
1:30-3:30	✓

Homer Village Board Note

Maintenance

We have removed a leaking cylinder from the bucket truck for repair. Other than that it has been pretty quiet.

Sewer

All lift stations and plant running well.

Zoning Permits issued

Date	Permit No.	Name	Const. Type	Address	Status
February	2-2016-01	Crystal Allen	Bakery	109 S Main	Complete
April	4-2016-03	Jamie White	Fence	111 S. Ellen	Complete
April	4-2016-04	Brian Storm	House	S. Church	In process
August	8-2016-02	Darrin Fooss	House addition	201 E. Coffeen	In process
September	9-2016-02	James Lacey	Building	710 S. Church	In process
September	9-2016-03	Kevin Sanderson	Fence	309 E. South	In process
October	10-2016-01	William Wallace	Patio	204 W Third	Complete
October	10-2016-02	Rob Danner	Front Porch	504 W Third	In process
November	11-2016-01	Methodist Church	Fence	S. Main	Complete
December	12-2016-01	Claude (Dick) Price	Patio cover	208 S. Church	In process
January	1-2017-01	Prospect Bani	Building remodel	134 S. Main	In process

Use of Community Center

January 2017

<u>Paying rentals:</u>	\$100	0
	\$50	4
	\$25 (Classroom)	0

<u>Non for profit:</u>	4
-------------------------------	---

Bell tone – 5 monthly participants
Peace Meal- 3 daily average participants
Historical Society Monthly meeting
HCIA bi-weekly meetings
Girl Scouts
Legion Auxiliary monthly meetings
Library Monthly movie night
Home School Theater class -weekly

<u>Park Rental:</u>	0
----------------------------	---

<u>Gazebo:</u>	0
-----------------------	---

<u>Executive Conference Room</u>	0
---	---