

VILLAGE OF HOMER WATER DEPARTMENT

PUMPING OPERATIONS REPORT

FOR THE MONTH OF

FEBRUARY

2017

Gallons Treated this period	1,897,500
Wash Gallons	45,200
Unmetered Estimated Gallons	125,000
Billed Sales this period	1,483,900
REVENUE GALLONS	243,400
PERCENTAGE OF TREATED WATER THAT IS NON-REVENUE	12.8%
Per Day NON-REVENUE Gallons Per Day	-
Per Day Gallons Per Day Treated	66,039
Per account gallons per account per day billed	99.7
Per capita gallons per capita per day billed	42.6
Per Hour Gallons To Distribution Per Hour	2,470

This Report Submitted By
Edward Shirley

VILLAGE OF HOMER SEWER
For The Period Ending February 2017
Income Statement

		Year to Date Actual	Year to Date Budget	Variance
Revenues				
36202	SEWER SALES	\$ 242,481.94	244,000.00	1,518.06
36402	HOOKUP FEES	300.00	200.00	(100.00)
38102	INTEREST	0.00	100.00	100.00
38802	RETURN CHECK FEE	0.00	100.00	100.00
38902	OTHER INCOME	0.00	100.00	100.00
	Total Revenues	<u>242,781.94</u>	<u>244,500.00</u>	<u>1,718.06</u>
Expenses				
42502	02 SUPERVISOR SALARY	3,362.50	6,000.00	2,637.50
50102	02 EQUIPMENT LEASE	337.99	800.00	462.01
51202	02 EQUIPMENT REPAIR	1,865.73	3,500.00	1,634.27
51402	02 EQUIPMENT SEWER PLANT	0.00	1,000.00	1,000.00
53102	02 AUDITOR	2,600.00	3,000.00	400.00
53202	02 ENGINEERING	0.00	3,000.00	3,000.00
53302	02 LEGAL SERVICE	(1,860.00)	2,500.00	4,360.00
55102	02 POSTAGE	904.95	1,000.00	95.05
55302	02 PUBLICATIONS	0.00	250.00	250.00
56102	02 TRAVEL	0.00	250.00	250.00
56302	02 TRAINING	0.00	300.00	300.00
57102	02 UTILITIES	22,980.81	22,000.00	(980.81)
59102	02 INSURANCE-LIABILITY	2,000.00	2,000.00	0.00
61202	02 SEWER DEPT MAINTENAN	3,862.17	5,000.00	1,137.83
65102	02 OFFICE SUPPLIES	291.39	150.00	(141.39)
65302	02 OFFICE EQUIPMENT	0.00	500.00	500.00
65502	02 FUEL	0.00	500.00	500.00
71002	02 IEPA LOAN-SEWER	216,868.10	217,000.00	131.90
94202	02 EQUIPMENT	8,178.70	2,500.00	(5,678.70)
95202	02 PROJECTS FUND	0.00	11,000.00	11,000.00
	Total Expenses	<u>261,392.34</u>	<u>282,250.00</u>	<u>20,857.66</u>
	Net Income	<u>\$ (18,610.40)</u>	<u>(37,750.00)</u>	<u>(19,139.60)</u>

VILLAGE OF HOMER-WATER
For The Period Ending February 2017
Income Statement

	Year to Date Actual	Year to Date Budget	Variance
Revenues			
36101	\$ 109,891.92	117,000.00	7,108.08
36301	300.00	300.00	0.00
36401	800.00	500.00	(300.00)
36501	1,400.00	500.00	(900.00)
36601	1,425.59	2,500.00	1,074.41
36701	0.00	50.00	50.00
36801	1,200.00	0.00	(1,200.00)
38101	349.06	100.00	(249.06)
38801	100.00	100.00	0.00
38901	0.00	200.00	200.00
	<u>115,466.57</u>	<u>121,250.00</u>	<u>5,783.43</u>
Total Revenues			
Expenses			
42101	2,193.06	2,800.00	606.94
42201	7,162.82	8,700.00	1,537.18
42301	11,139.92	20,000.00	8,860.08
50101	772.36	1,500.00	727.64
51201	1,397.35	2,000.00	602.65
51301	125.30	500.00	374.70
51401	1,232.65	5,250.00	4,017.35
53101	2,600.00	2,500.00	(100.00)
53201	0.00	5,000.00	5,000.00
53301	0.00	200.00	200.00
55101	815.06	1,200.00	384.94
55201	469.54	700.00	230.46
55301	0.00	150.00	150.00
56101	0.00	100.00	100.00
56301	0.00	300.00	300.00
57101	8,382.15	11,500.00	3,117.85
57501	483.56	500.00	16.44
59101	6,000.00	6,000.00	0.00
61101	14,048.38	15,000.00	951.62
61201	8,170.94	15,000.00	6,829.06
61301	1,904.98	3,500.00	1,595.02
61501	776.85	6,300.00	5,523.15
61601	452.86	3,000.00	2,547.14
61701	14,818.63	13,000.00	(1,818.63)
65101	412.78	1,300.00	887.22
65301	0.00	500.00	500.00
65501	2,049.27	3,000.00	950.73
73001	118.24	175.00	56.76
91101	0.00	500.00	500.00
91401	191.52	500.00	308.48
94201	780.00	1,500.00	720.00
95201	0.00	13,500.00	13,500.00
	<u>86,498.22</u>	<u>145,675.00</u>	<u>59,176.78</u>
Total Expenses			
	<u>\$ 28,968.35</u>	<u>(24,425.00)</u>	<u>(53,393.35)</u>
Net Income			

For Management Purposes Only

For Fiscal Ending February 2017
VILLAGE OF HOMER-GENERAL
Income Statement

	Year to Date Actual	Year to Date Budget	Variance	
Revenues				
30101	PROPERTY TAXES	\$ 26,418.96	27,100.00	681.04
30201	POLICE	44,838.98	46,000.00	1,161.02
30301	AUDIT	3,900.87	4,000.00	99.13
30401	LIBRARY	18,518.61	19,000.00	481.39
30501	LIABILITY INSURANCE	19,983.21	19,500.00	(483.21)
30601	WORKMAN'S COMP	4,900.78	5,000.00	99.22
30701	RECREATION	6,815.98	7,000.00	184.02
30801	SOCIAL SECURITY	15,448.61	15,850.00	401.39
30901	TIF	161,556.26	166,594.00	5,037.74
31001	STREET & BRIDGE	8,756.16	17,000.00	8,243.84
31101	ELECTRIC UTILITY TAX	25,813.04	30,000.00	4,186.96
31201	GAS UTILITY TAX	9,662.69	15,000.00	5,337.31
31301	TELECOMMUNICATIONS TAX	10,915.57	20,000.00	9,084.43
33101	ZONING & BUILDING PERMITS	665.40	500.00	(165.40)
33201	LIQUOR LICENSES	1,600.00	1,600.00	0.00
33301	GOLF CART PERMITS	600.00	165.00	(435.00)
34101	STATE INCOME TAX	91,466.16	118,000.00	26,533.84
34201	STATE REPLACEMENT TAX	2,576.73	3,000.00	423.27
34401	STATE SALES TAX	60,045.01	80,000.00	19,954.99
34501	GAMBLING	3,029.20	5,000.00	1,970.80
37101	ROCK HAULING	0.00	100.00	100.00
38001	HISTORICAL SOCIETY	0.00	2,101.00	2,101.00
38101	INTEREST	414.73	75.00	(339.73)
38201	RENTALS	2,704.00	2,500.00	(204.00)
38401	CABLE TV FRANCHISE	17,078.47	14,000.00	(3,078.47)
38501	CILCO FRANCHISE	0.00	2,325.74	2,325.74
38601	TELEPHONE FRANCHISE	0.00	1,200.00	1,200.00
38701	REAL ESTATE SALES	0.00	5,000.00	5,000.00
38801	SALE OF EQUIPMENT	0.00	2,000.00	2,000.00
38901	OTHER INCOME	250.00	300.00	50.00
	Total Revenues	537,959.42	629,910.74	91,951.32
	Gross Profit	537,959.42	629,910.74	91,951.32
Expenses				
42101	CLERK'S SALARY	15,514.48	20,000.00	4,485.52
42201	TREASURER'S SALARY	5,101.20	6,600.00	1,498.80
42401	OPERATIONS SALARIES	59,760.38	90,000.00	30,239.62
42501	JANITOR'S SALARY	2,318.04	6,000.00	3,681.96
43101	OFFICERS' SALARIES	2,100.00	16,000.00	13,900.00
45101	HEALTH INSURANCE	17,374.35	25,000.00	7,625.65
46101	FICA PAYROLL TAX	6,508.79	10,000.00	3,491.21
46201	46201 SUTA	410.69	800.00	389.31
46301	VILLAGE 403B CONTRIBUTION	(50.00)	1,000.00	1,050.00
47101	UNIFORMS	134.96	200.00	65.04
50101	EQUIPMENT LEASE	679.28	1,500.00	820.72
50901	VILLAGE HALL REPAIRS-INSUR	7,632.05	40,000.00	32,367.95
51001	GARBAGE	1,395.00	2,000.00	605.00
51101	VILLAGE HALL REPAIRS/MAINT	1,636.03	1,000.00	(636.03)
51201	EQUIPMENT REPAIRS/MAINT	3,847.39	1,500.00	(2,347.39)
51301	VEHICLE REPAIR/MAINT	1,898.00	2,500.00	602.00
51401	MAINT BUILDING REPAIRS/MAI	886.03	2,000.00	1,113.97
51501	SIDEWALK REPAIRS/MAINT	2,615.40	10,000.00	7,384.60
51601	STREETS & ALLEYS REPAIRS/M	125.00	5,000.00	4,875.00

For Management Purposes Only

For Fiscal Ending February 2017
VILLAGE OF HOMER-GENERAL
Income Statement

	Year to Date Actual	Year to Date Budget	Variance	
51701	TREE REMOVAL	6,242.86	11,000.00	4,757.14
51801	LANDSCAPING	424.73	1,750.00	1,325.27
51901	STORM SEWER/DRAINAGE	(505.26)	3,500.00	4,005.26
52101	COMMUNITY IMPROVEMENTS	1,994.03	1,500.00	(494.03)
52201	JANITORIAL SUPPLIES	498.47	750.00	251.53
52301	MAINT TOOLS/EQUIPMENT	2,817.09	3,000.00	182.91
52401	ABANDONED PROPERTY	0.00	12,000.00	12,000.00
53101	AUDIT SERVICE	3,100.00	3,000.00	(100.00)
53301	ATTORNEY'S FEES	7,219.50	9,000.00	1,780.50
55101	POSTAGE	1,009.85	1,500.00	490.15
55201	TELEPHONE	1,982.60	2,500.00	517.40
55301	PUBLISHING	368.56	500.00	131.44
56101	TRAVEL	0.00	100.00	100.00
56301	TRAINING/EDUCATION	20.00	1,000.00	980.00
57001	STREET LIGHTS	5,916.85	10,000.00	4,083.15
57101	UTILITIES	6,927.56	10,000.00	3,072.44
57201	COMMUNITY CENTER UTILITIES	10,702.33	13,000.00	2,297.67
57301	SIREN UTILITIES	1,107.86	1,200.00	92.14
57401	RECYCLING PROGRAM	4,712.50	6,000.00	1,287.50
57501	INTERNET	1,000.56	900.00	(100.56)
58101	ESDA REPAIRS	300.00	750.00	450.00
58201	ESDA TELEPHONE	1,855.60	1,800.00	(55.60)
58301	ESDA INTERNET	1,003.80	1,200.00	196.20
58501	ESDA NEW EQUIPMENT	130.00	6,000.00	5,870.00
58601	ESDA NEW RADIOS	22,240.25	22,500.00	259.75
58701	ESDA RADIOS	53.12	650.00	596.88
58801	ESDA SIREN MAINTENANCE	0.00	2,000.00	2,000.00
59101	INSURANCE-LIABILITY	17,093.00	15,000.00	(2,093.00)
59201	INSURANCE-WORK COMP	9,141.00	9,500.00	359.00
59301	BONDING	0.00	50.00	50.00
65101	OFFICE SUPPLIES	1,863.21	2,500.00	636.79
65301	OFFICE EQUIPMENT	1,271.00	3,000.00	1,729.00
65401	SUPPLIES EXPENDIBLE	104.00	250.00	146.00
65501	FUEL	2,371.49	4,500.00	2,128.51
71001	USDA LOAN	29,975.14	60,000.00	30,024.86
72001	INTEREST EXPENSE	9,089.74	12,000.00	2,910.26
91101	PUBLIC RELATIONS	8,085.60	11,000.00	2,914.40
93201	HEAVY EQUIPMENT RENTAL	0.00	3,000.00	3,000.00
94201	EQUIPMENT	756.94	1,000.00	243.06
95201	PROJECTS FUND	0.00	13,500.00	13,500.00
95301	POLICE CAR FUND	0.00	7,000.00	7,000.00
99801	RESERVE ACCOUNT	0.00	5,228.00	5,228.00
99901	TRANSFERS TO OTHER FUNDS	251,673.47	283,000.00	31,326.53
	Total Expenses	542,434.52	798,728.00	256,293.48
	Net Income	\$ (4,475.10)	(168,817.26)	(164,342.16)

For Management Purposes Only

VILLAGE OF HOMER-POLICE
For The Period Ending February 2017
Income Statement

	Year to Date Actual	Year to Date Budget	Variance
Revenues			
30101	REAL ESTATE TAX TRANSFER \$ 44,838.98	46,000.00	1,161.02
35101	FINES 10,751.86	11,000.00	248.14
35201	FINES-DUI 0.00	200.00	200.00
38101	INTEREST 10.20	25.00	14.80
39501	SALE OF EQUIPMENT 22,500.00	17,000.00	(5,500.00)
39701	TRANSFER SAVINGS 0.00	8,000.00	8,000.00
39801	TIF TRANSFER 0.00	14,000.00	14,000.00
39901	GENERAL FUND TRANSFER 20,000.00	63,925.00	43,925.00
	Total Revenues 98,101.04	160,150.00	62,048.96
Expenses			
42101	SALARIES 58,681.72	71,600.00	12,918.28
45101	HEALTH INSURANCE 13,527.00	19,400.00	5,873.00
47101	CLOTHING ALLOWANCE 347.53	1,200.00	852.47
50101	METCAD SERVICES 0.00	8,000.00	8,000.00
51201	RADAR CALIBRATION 0.00	250.00	250.00
51301	VEHICLE MAINTENANCE 2,235.44	3,000.00	764.56
53301	ATTORNEYS FEES 198.00	600.00	402.00
55201	PHONE SERVICE 1,137.00	2,000.00	863.00
56301	TRAINING AND EDUCATION 0.00	2,000.00	2,000.00
57501	INTERNET 744.00	700.00	(44.00)
59101	INSURANCE LIABILITY 6,200.00	6,200.00	0.00
65101	OPERATIONAL MATERIALS 2,661.62	2,000.00	(661.62)
65501	FUEL 3,217.95	5,000.00	1,782.05
68101	VESTS 0.00	2,000.00	2,000.00
83001	POLICE EQUIPMENT 914.86	3,000.00	2,085.14
83101	GRANT POLICE EQUIPMENT 0.00	500.00	500.00
91101	PUBLIC RELATIONS 303.60	700.00	396.40
95201	NEW CAR FUND (60.00)	32,000.00	32,060.00
	Total Expenses 90,108.72	160,150.00	70,041.28
	Net Income \$ 7,992.32	0.00	(7,992.32)

For Management Purposes Only

TIF FUND
For The Period Ending February 2017
Income Statement

	Year to Date Actual	Year to Date Budget	Variance
Revenues			
30101	\$ 161,556.26	166,594.00	5,037.74
38101	258.10	150.00	(108.10)
38501	0.00	3,000.00	3,000.00
	<u>161,814.36</u>	<u>169,744.00</u>	<u>7,929.64</u>
Total Revenues			
Expenses			
51101	0.00	15,000.00	15,000.00
51701	0.00	20,000.00	20,000.00
53101	1,000.00	300.00	(700.00)
53201	5,794.00	10,000.00	4,206.00
54101	6,397.56	22,000.00	15,602.44
54901	0.00	1,000.00	1,000.00
71001	15,170.52	28,200.00	13,029.48
72001	4,521.77	12,000.00	7,478.23
73001	0.00	50,000.00	50,000.00
81001	5,407.14	2,000.00	(3,407.14)
82101	0.00	20,000.00	20,000.00
82301	0.00	25,000.00	25,000.00
86101	750.00	15,000.00	14,250.00
89001	3,276.00	12,000.00	8,724.00
89301	0.00	5,000.00	5,000.00
90001	0.00	6,000.00	6,000.00
91001	0.00	6,000.00	6,000.00
91101	0.00	12,000.00	12,000.00
91201	30,500.00	15,000.00	(15,500.00)
99901	0.00	11,500.00	11,500.00
	<u>72,816.99</u>	<u>288,000.00</u>	<u>215,183.01</u>
Total Expenses			
	<u>\$ 88,997.37</u>	<u>(118,256.00)</u>	<u>(207,253.37)</u>
Net Income			

Homer Police Department

Police Report For Period Beginning Feb 9 And Ending March 7 2017

The following is a summary of activity for the period indicated above:

Burglary		Missing Persons	
Theft		Run-Aways	
Crim/Dam/Property		Agg/Battry/Police	
Crim/Dam/Auto		Recovered Property	
Narcotics		Drive Offs	
Battery		Accident P/D	
Agg. Battery		Accident P/I	
Domestic Battery		Accident F	
Assault		Accident Hit/Run	
Disorderly Conduct		Criminal Arrests	
Harassment		Traffic Arrests	
Phone Harassment		Dog Calls	1
Criminal Trespass		Suspended	2
Cell Phones	2	Revoked	1
		Insurance Violation	1

Number of Reports for the period

Total Calls Handled 14

Remarks

TRAFFIC CITATIONS COUNT

Chief Rouse 39

Officer McCracken

Officer Eslinger

Homer Police Department

Ticket No.	Clock Speed	Posted Speed	Date
8217	50	35	2-14-17
8219	47	30	2-15-17
8221	50	35	2-15-17
8222	58	35	2-16-17
8223	46	30	2-16-17
8224	46	30	2-16-17
8226	45	30	2-18-17
8227	45	30	2-18-17
8228	46	30	2-21-17
8230	44	30	2-23-17
8232	50	30	2-23-17
8233	47	30	2-23-17
8234	47	30	2-24-17
8235	46	30	2-24-17
8236	47	30	2-24-17
8237	46	30	2-24-17
8238	48	30	2-24-17
8239	53	35	2-24-17
8240	51	35	2-24-17
8241	50	30	2-25-17
8242	46	30	2-25-17
8243	46	30	2-25-17

Homer Police Department


Ticket No.	Clock Speed	Posted Speed	Date
8244	47	30	2-27-17
8245	52	35	3-1-17
8247	51	35	3-1-17
8248	39	20	3-2-17
8249	46	30	3-3-17
8250	46	35	3-3-17
8751	41	30	3-7-17
8754	45	30	3-7-17
8756	48	30	3-7-17

Date:

2-6-17

Home Time Log

7-9	PICKED UP BRUSH
9-11	
11-1:30	
1:30-3:30	



Date:

2-7-17

Hometime Log

7-9	CLEANOUT BEN TI SEWER PLANT
9-11	✓
11-1:30	
1:30-3:30	✓

Date:

2-8-17

Home Time Log

7-9	CITY BILLING PRESSURE WASHED RUGS FOME
9-11	OFF BUCKET TRUCK Rebed DAVE TAKE OFF CYLINDER
11-1:30	WASHED PICKUP
1:30-3:30	

Date:

2-9-17

Home Time Log


7-9	CITY BUILDING SALTERSIDE WALKS UPTOWN &
9-11	MARKED WATER LINES
11-1:30	CLEAN SHOP
1:30-3:30	

Date:

2-10-17

Home Time Log

7-9	CLEANED OFF CHAIR BARS
9-11	
11-1:30	
1:30-3:30	



Date:

2-13-17

Home Time Log


7-9	SET UP FOR MEETING
9-11	WENT TO FIREMAN'S QUARTERS
11-1:30	↓
1:30-3:30	↓

Date:

2-14-17

Home Time Log

7-9	PICKED UP BRUSH
9-11	
11-1:30	
1:30-3:30	



Date:

2-15-17

Home Time Log

7-9	TRAINING WENT TO ARTHUR REGIONAL SAFETY
9-11	✓
11-1:30	✓
1:30-3:30	SWEEP UP GLASS ON 49

Date:

2-16-17

Home Time Log

7-9	FLUSHED FIRE HYDRANTS
9-11	
11-1:30	
1:30-3:30	√

Date:

2-17-17

Home Time Log

7-9	FLU3+1E0 FIRE HYDRANTS
9-11	✓
11-1-30	
1:30-3:30	✓

Date:

2-20-17

Hometime Log

7-9	DAY OFF
9-11	
11-1:30	
1:30-3:30	

Date:

2-21-17

Home Time Log

7-9	FLUSHED FIRE HYDRANTS
9-11	/
11-1:30	
1:30-3:30	↙

Date:

2-22-17

Home Time Log

7-9	LOCATED WATER LINES BUCKET TRACK
9-11	PRESSURE WASHED & CLEANED 247
11-1:30	↓
1:30-3:30	↓

Date:

2-23-17

Hometime Log

7-9	CLEANED OFF CATCH BASINS
9-11	}
11-1:30	
1:30-3:30	}

Date:

2-24-17

Hometime Log

7-9	WASHED BACK HOSE INSIDE & OUT
9-11	
11-1:30	
1:30-3:30	✓

Date:

2-27-17

Home Time Log

7-9	PICKED UP BRUSH
9-11	
11-1:30	
1:30-3:30	

Date:

2-28-17

Home Time Log

7-9	TROC PPT CYLINDER BACKON BUCKET
9-11	
11-1:30	REREAD METERS JOHN DEERE
1:30-3:30	TOOK OFF RADIATOR FROM

Date:

3-1-17

Home Time Log

3

7-9	TOOK RADIATOR TO DANVILLE
9-11	CLEANED OFF CATCH BASINS
11-1:30	✓
1:30-3:30	PICKED UP RADIATOR

Date:

3-2-17

Home Time Log

7-9	FIXED BROKEN METERS
9-11	FIX METER AT WABASH WELL
11-1:30	MEET WITH ZACH ABOUT ROADS
1:30-3:30	CLEANED OUT BEN AT SEWER PLANT

Date:

3-3-17

Home Time Log

7-9	WASHED DAM TRACK & MULL
9-11	
11-1:30	
1:30-3:30	✓

Zoning Permits issued

Date	Permit No.	Name	Const. Type	Address	Status
April	4-2016-04	Brian Storm	House	S. Church	Complete
August	8-2016-02	Darrin Foooss	House addition	201 E. Coffeen	In process
September	9-2016-02	James Lacey	Building	710 S. Church	In process
September	9-2016-03	Kevin Sanderson	Fence	309 E. South	In process
October	10-2016-02	Rob Danner	Front Porch	504 W Third	In process
December	12-2016-01	Claude (Dick) Price	Patio cover	208 S. Church	In process
January	1-2017-01	Prospect Bani	Building remodel	134 S. Main	In process
March	3-2017-01	Sandra Griffin	Driveway enlargement	109 Schoolview	In process
March	3-2017-02	Tony Hancock	Garage	716 S. East	In process

Village of Homer March Board Note

Sewer Report

All lift stations doing well. Plant also doing well. No issues.

Maintenance report

We took the main lift cylinder off the bucket truck and had it rebuilt, it was leaking around the ram seal to the point of drifting down while in use. We also removed the radiator from the John Deere tractor and had it repaired as it was leaking water.

Use of Community Center

February 2017

<u>Paying rentals:</u>	\$100	1
	\$50	6
	\$25 (Classroom)	0

Non for profit: 3

Bell tone – 5 monthly participants
Peace Meal- 3 daily average participants
Historical Society Monthly meeting
HCIA bi-weekly meetings
Girl Scouts
Legion Auxiliary monthly meetings
Library Monthly movie night
Home School Theater class –weekly
Bible Study Class -weekly

Park Rental: 0

Gazebo: 0

Executive Conference Room 0